



Diameter
 Ø 80 mm



Type C



2x
 USB Output



EU Plug
 110-240 V



Wireless
 Charger

FR80 Multi Charger

QI WIRELESS CHARGER 10W / 2XUSB / 1 USB TYPE C / 110-240V

The **multi charger MiniBatt FS80** is the last wireless charger, which integrates a power output, 2 USB connections and 1 Type C connection, apart from the fast charge at 10W with Qi certification.

Thanks to its exclusive design in black and matt titanium, the new **multi charger miniBatt FS80** is perfectly integrated in any piece of furniture. In addition, its pop-up system allows you to lift the cover cap to get access to the other power supply connections.

It can be easily installed into an existing 80 mm gland hole on the surface of any piece of furniture or into a new hole with a maximum thickness of 50 mm.

Additionally, the **multi charger miniBatt FS80** includes the power adaptor and the EU cable to just plug and use.

Designed to charge any type of electronic device at 5V, 9V or fast charge, the **multi charger miniBatt FS80** allows you to connect any device at 220V.

MiniBatt is a Spanish company specialized in the development of solutions to facilitate the access to load.

Member of the World Power Consortium, association of the certified manufacturers to develop products with Qi wireless charging technology and a licensed Apple developer, MiniBatt has the widest range of chargers and receivers for wireless charging.



FR80 Multi Charger

QI WIRELESS CHARGER 10W / 2XUSB / 1 USB TYPE C / 110-240V

DATA SHEET


SKU:	MB-FR80MULTICHARGER_B
EAN:	8435048433442
COLOUR:	BLACK / TITANIUM

TECHNICAL SPECIFICATIONS

OUTPUTS:	Wireless charge Qi 10W
	USB output 1: 5V/2A
	USB output 2: 5V/2A
	Type C output : 5V/2A
	EU plug 220V
INPUT:	220V with direct cable
	Integrated power adapter
MATERIAL:	Aluminum
MEASUREMENTS:	ø 9 x80x80 (max. 50)mm.

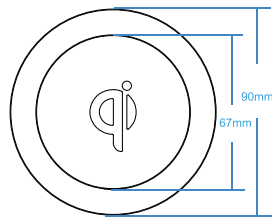


NEW

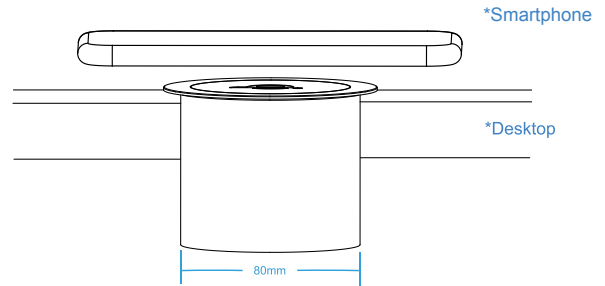


The phone can be charged wirelessly when laid flat.

1 Step



*Front review



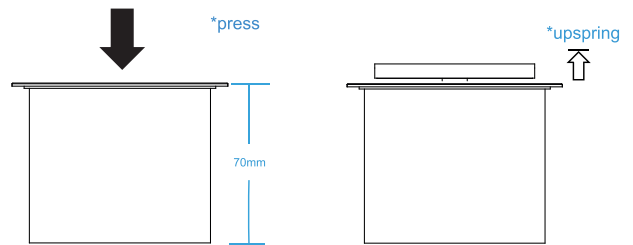

*Smartphone

*Desktop

80mm

Press the button

2 Step



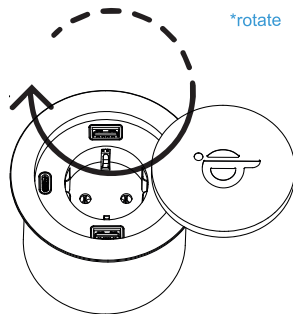
*press

70mm

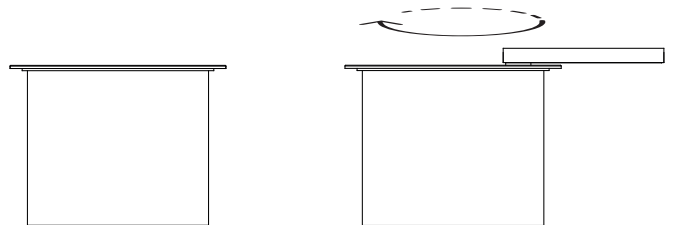
*upspring

Press and rotate

3 Step

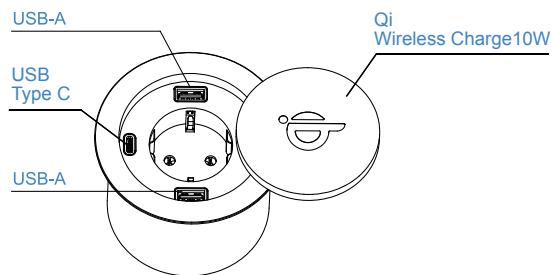


*rotate



Rotation and wireless charging

4 Step



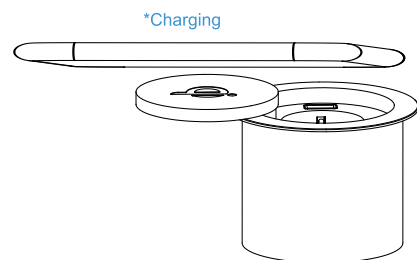
USB-A

USB Type C

USB-A

Qi Wireless Charge 10W

*EU Plug 110-240V



*Charging